



Latin Handwriting Answer Key

Fritz Juengling, Ph.D., AG®

OBJECTIVES

You will be able to:

- use online resources to help you read Latin documents
- learn basic Latin grammar in order to determine relationships
- read Latin documents at a basic level

Usefulness

Latin has been the language of the Church for centuries and many records were written in Latin, either in toto or in part. Being able to read Latin gives you access to the information in many records.

A BRIEF HISTORY

Latin is an Indo-European language, which means that it is related to English, German, Russian, and number of other languages, mostly found in Europe and in a swath that reaches into India. It is the mother language of French, Italian, Spanish, Portuguese, Romanian, and a few other languages, which we designate as 'Romance'. English has borrowed thousands of words from Latin and the other Romance languages, especially French. This has changed the vocabulary of English tremendously and has led some people to believe that English is descended from Latin. Such is not the case. English is a Germanic language, mostly closely related to Dutch, Frisian, German, Afrikaans, and the Scandinavian languages. However, the borrowing of so many Latin-based words into English makes reading Latin much easier for the English speaker than it would have been had such borrowing not occurred.

Here is how to search a webpage for a specific word:

On a PC press the 'control' button and hold it down while you press the 'F' button. Depending on the browser you use, a box will appear at the top right, left, or bottom left. Type a word or any letter string, i.e. part of a word, into the box. That letter string will then be highlighted. If there is more than one occurrence of that string, such will be indicated and you can click the arrow to find each occurrence.

On a Mac it's the command and f button at the same time.

Dictionaries, word lists and other aides:

1- FamilySearch Latin Genealogical Word List

https://www.familysearch.org/wiki/en/Latin_Genealogical_Word_List

This is the site to start with when looking for genealogical terms. It includes subsections for topical vocabulary items, such as numbers, key words, and abbreviations. The general word list is Latin to English.

2- Google Translate <https://translate.google.com/>

This is an easy-to-use site. You can search either Latin to English or English to Latin.

3- How to decline personal names

<http://www.nationalarchives.gov.uk/latin/reference/how-to-decline-personal-names/>

This site shows you the many endings in all the cases of personal names. One caveat—in the first declension genitive and dative this site gives the simplified ending –e where you would normally see ae or æ.

4- Latin Dictionary <https://www.online-latin-dictionary.com/>

This is a wonderful dictionary with many terms. Of particular importance is that it gives the various declensions of the items, including given names. This will help you understand the grammar.

5- Lewis & Short: Latin-English dictionary
Smith & Hall: English-Latin dictionary
Döderlein's Hand-book of Latin Synonymes
Horae Latinae: Studies in Synonyms and Syntax
<https://www.latinitium.com/smithhall?s>

This a very good set of dictionaries and other works that translate from English to Latin.

Other aides:

6- The Catholic Encyclopedia <http://www.newadvent.org/cathen/>

This encyclopedia will give detailed explanations of many terms dealing with the Catholic church. To increase your understanding of cultural items, see this encyclopedia.

You will often encounter various abbreviations in your documents. The following two sites will give the expansion of the abbreviations, which means that you will still have to translate the terms to a language that you understand.

7- Wörterbuch lateinischer und deutscher Abkürzungen des späten Mittelalters und der Neuzeit

<https://www.familysearch.org/library/books/records/item/58434-redirection>

- 8- *Dizionario di Abbreviature Latine ed Italiani* This book appears on two websites. Try them both and see which you like more. The abbreviations and special symbols are arranged alphabetically. However, some symbols are not really letters, but they will be grouped with the letter that they most resemble. At the beginning of each letter of the alphabet there is a list of variant letters. Have a look at several letters to get an idea of how valuable this will be for you.

<https://archive.org/details/CappelliDizionarioDiAbbreviature>

http://hist.msu.ru/departments/8823/projects/Cappelli/index.php?sphrase_id=121340

- 9- Latin Language and Script: Gallery of Latin Abbreviations
http://sites.rootsweb.com/~chevaud/latin_abbrev.htm

This site gives a number of abbreviations and explains them in detail.

Part 1: Dictionaries, Word lists and other aides:

Activity 1

For this activity, find these words in the FamilySearch Latin Genealogical word list:
https://www.familysearch.org/wiki/en/Latin_Genealogical_Word_List

Do a control F (or command f) search for these words and write all the different Latin words that you find for each English word.

Objectives of this activity:

- 1- You will become familiar with the FS Latin word list
- 2- You will learn how to search using the control F feature
- 3- You will learn many Latin vocabulary items

Death	mortuus, defunctus, obitus, denatus, decessus, peritus, mors, mortis, obiit, decessit
Godparents	patrini, levantes, susceptores, compater, commater, matrina
Marriage	matrimonium, copulatio, copulati, conjuncti, intronizati, nupti, sponsati, ligati, mariti
Mother	mater
Baptized	ablutus, abstersus, baptisatus, baptizata, initiatus, lautus, plutus
Birth	nati, natus, genitus, natales, ortus, oriundus
Child	infans, filius/filia, puer, proles

Witnesses	testes
Godmother	commater, matrina, patrina
Godfather	compater, patrinus
Father	genitor, pater
Buried	humatus, sepultus, sepulta, tumulatus
Wife	uxor, marita, conjux, sponsa, mulier, femina, consors

Activity 2:

Objectives of this activity:

- 1- You will become familiar with the various word lists and dictionaries that you will need
- 2- You will learn many Latin vocabulary items

For this activity, look at the document and see if you can recognize any of the cognates. Can you more or less make out what is being said in this document?

Annus, mensis, dies.	Mors et sepultura.
1863. Mense Januario	Anno Domini millesimo octingentesimo sexagesimo tertio Die trigesima, hora sexta vespertina obiit aetate annorum unius infans Barbara, filia legitima Petri Hermann & Catharinae Kraemer, conjugum in Bettingen et post tres dies in coemeterio nostro hujate sepulta est. In fidem A. Garisch & Calmbeyn past.

<https://www.familysearch.org/ark:/61903/3:1:3Q9M-CSK3-S3QB-W?cc=27902684300-000201%2F1>

Now, use these sites to look up each of the following words. You will not find all of the words in any one site, but will have to use both of them.

FamilySearch Latin Genealogical Word List

https://www.familysearch.org/wiki/en/Latin_Genealogical_Word_List

Latin Dictionary <https://www.online-latin-dictionary.com/>

sexagesima	one sixtieth of the total
sexagesimo	sixty
vespertina	in the evening
filia	daughter
nostro	our
hujate	in this town or place

Part 2: Grammar: Cases

Latin is what we call a synthetic, as opposed to an analytical, language. This means that Latin has a tremendous number of word endings. How a noun or pronoun functions in a sentence is indicated by word endings, not by word order, as in English.

Case	Use
Nominative	This is the subject of the sentence I baptized the child.
Genitive	This is the 'owner' of an item. In English, we often indicate this with 's or <i>of</i> ... The child of Thomas and Mary (or Thomas' and Mary's child) was baptized)
Dative	This is the beneficiary of the action, i.e. the person for whom something is done For John and Mary I baptized the child.
Accusative	This is the receiver of the action I baptized the child.

Here are the most common endings for three of the five noun groups, which we call 'declensions.'

Case	1 st decl.	2 nd decl.	3 rd decl.
Nominative	Maria Matthias	Petrus	Joannes
Genitive	Mariae Matthiae	Petri	Joannis
Dative	Mariae Matthiae	Petro	Joanni
Accusative	Mariam Matthiam	Petrum	Joannem

Activity 3:

Objective of this activity:

- 1- You will become familiar with the use of cases in order to determine who is doing what to whom in the sentence.

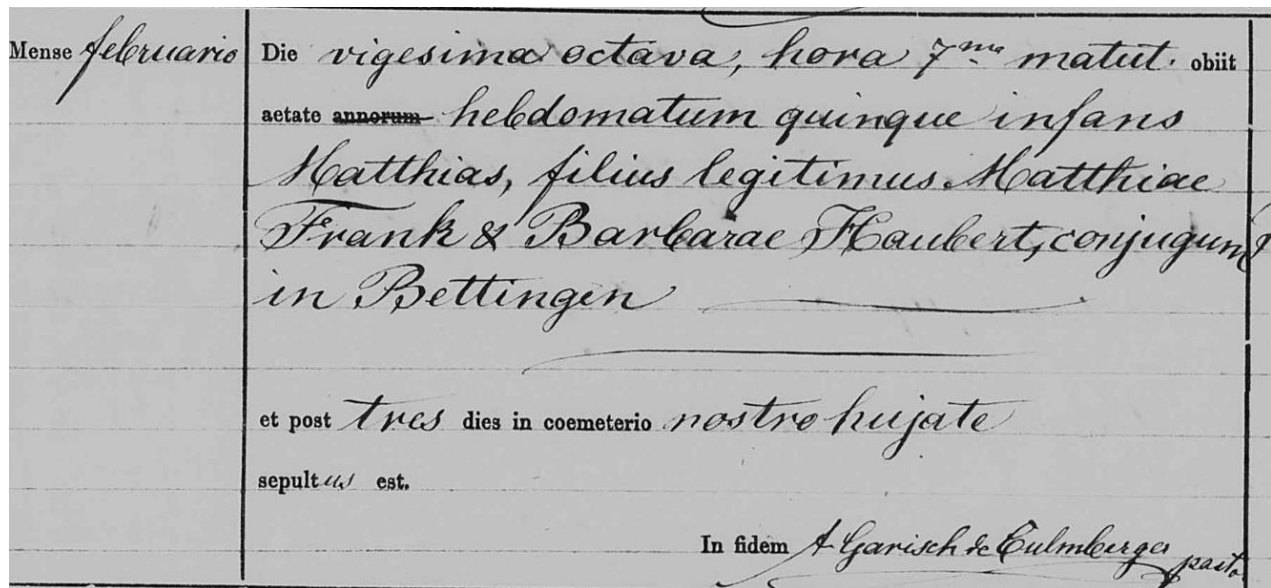
From these two documents, look up the first two names in the box below and tell the case and function in the sentence of each one. A few extra names that are not in the documents have been added as well. Do the same for them. You can use the chart above (recommended) or these two websites, but you should familiarize yourself with these sites:

How to decline personal names <http://www.nationalarchives.gov.uk/latin/reference/how-to-decline-personal-names/> One caveat—in the first declension genitive and dative this site gives the simplified ending –e where you would normally see ae or æ.

Latin Dictionary <https://www.online-latin-dictionary.com/>

Annus, mensis, dies.	Mors et sepultura.
1863. Mense Januario	Anno Domini millesimo octingentesimo sexagesimo tertio Die trigesima, hora sexta vespertina obiit aetate annorum unius infans Barbara, filia legitima Petri Hermann & Catharinae Praemer, conjugum in Bettingen et post tres dies in coemeterio nostro hujate sepulta est. In fidem L. Garisch & Culmburg past.

<https://www.familysearch.org/ark:/61903/3:1:3Q9M-CSK3-S3QB-W?cc=27902684300-000201%2F1>



<https://www.familysearch.org/ark:/61903/3:1:3Q9M-CSK3-S3QB-W?cc=2790268>

Name	Case
Example: Barbara	Nominative. Subject of the sentence. The person being baptized.
Petri	Genitive This is the 'owner' of an item
Catharinae	Genitive This is the 'owner' of an item Dative This is the beneficiary of the action, i.e. the person for whom something is done
Joanni	Genitive This is the 'owner' of an item
Matthiae	Genitive This is the 'owner' of an item Dative This is the beneficiary of the action, i.e. the person for whom something is done
Annam	Accusative This is the receiver of the action

Activity 4 Translations and transcriptions:

For the following documents, use the skills that you have developed and resources that you have learned to translate and transcribe the following documents. The beginning document are easy to transcribe. Lines will be provided for your work.

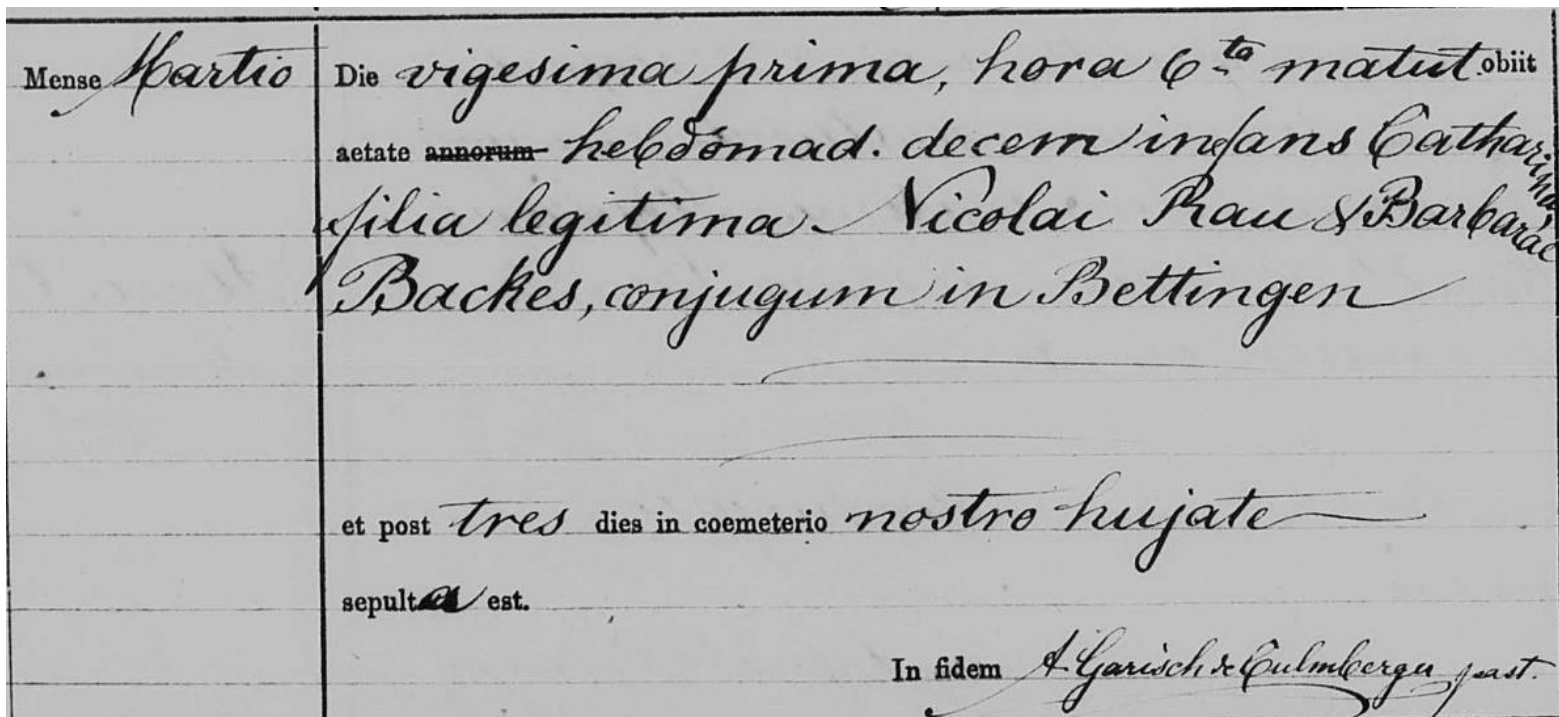
When you transcribe or translate a document, you should stay true to the lines as they appear in the documents. This means that if there are seven lines in the original document, you should

have seven lines in your transcription and, if possible, translation. If you are only extracting information, which you will often do, you do not need to stay true to the lines.

For these exercises do not get hung-up on the surnames and place names. Those will be dependent on the area in which you are researching. Do pay special attention to given names, though.

Document 1

If you are working with a baptismal record and you see the words *natus* and *renatus*, what do you automatically know about the person being baptized? What if you see *nata* and *renata*?



<https://www.familysearch.org/ark:/61903/3:1:3Q9M-CSK3-S3QB-Z?i=120&cc=2790268>

Month of March	The 21 st , hour 6 a.m., died
	age years ten weeks an infant Catherina
	legitimate daughter of Nicolas Rau and Barbara
	Backes, married in Bettingen
	and after three days in the cemetery of our town

	was buried.
	In faith A. Garisch de Culmberger, pastor
Mense Martio	Die vigesimal prima, hora 6 ^{to} matut obiit
	aetate annorum hebdomad. decem infans Catharina
	filia legitima Nicolai Rau & Barbarae æ
	Backes, conjugum in Bettingen
	et post tres dies in coemeterio nostro hujate
	sepulta est
	In fidem A. Garisch de Culmberger, past.

Document 2

Mense <i>Aprili</i>	Die <i>trigesima</i> , hora <i>9^{na} vespertina</i> obiit
	aetate ann orum <i>unius mensium decem</i> infans
	<i>Petrus, filius legitimus Petri Bernar-</i>
	<i>ding & Mariae Erbel, conjugum</i>
	<i>in Aussen;</i>
	et post <i>tres</i> dies in coemeterio <i>nostro hujate</i>
	sepult us est.
	In fidem <i>A. Garisch de Culmberger pastor</i>

<https://www.familysearch.org/ark:/61903/3:1:3Q9M-CSK3-S3QY-1?i=121&cc=2790268>

Month of April	The 30 th 9 p.m. died
	age one year ten months an infant
	Peter, legitimate son of Peter Bernarding
	& Maria Erbel, married
	in Aussen;
	and after three days in the cemetery of our town
	was buried.
	In faith A. Garisch de Culmberger, pastor

Mense Aprili	Die trigesima, hora 9 ^{ma} vespertina obiit
	aetate annorum unius mensium decem infans
	Petrus, filius legitimus Petri Bernar-
	ding & Mariae Erbel, conjugum
	in Aussen;
	et post tres dies in coemeterio nostro hujate
	sepulta est
	In fidem Al Garisch de Culmberger, pastor

Document 3

Annus, mensis, dies.	Infantes baptizati, parentes, levantes.
1891... Majus 31. a.	Anno Domini millesimo octingentesimo <i>nonagesimo primo</i> die <i>vigesima secunda</i> c. h. s. m. mensis <i>Maji</i> natus est et die <i>trigesima prima</i> mensis <i>Maji</i> baptizatus est <i>Nicolaus Angel</i> filius legitimus <i>Petri Angel et Annae Mariae Spang</i> <i>conjugum in Aussen.</i> Levantes erant: <i>Nicolaus Pusse et Maria</i> <i>Spang ex Aussen.</i> In fidem: <i>J. Kaas, par.</i>

<https://www.familysearch.org/ark:/61903/3:1:3Q9M-CSK3-S95M-3?i=274&cc=2790268>

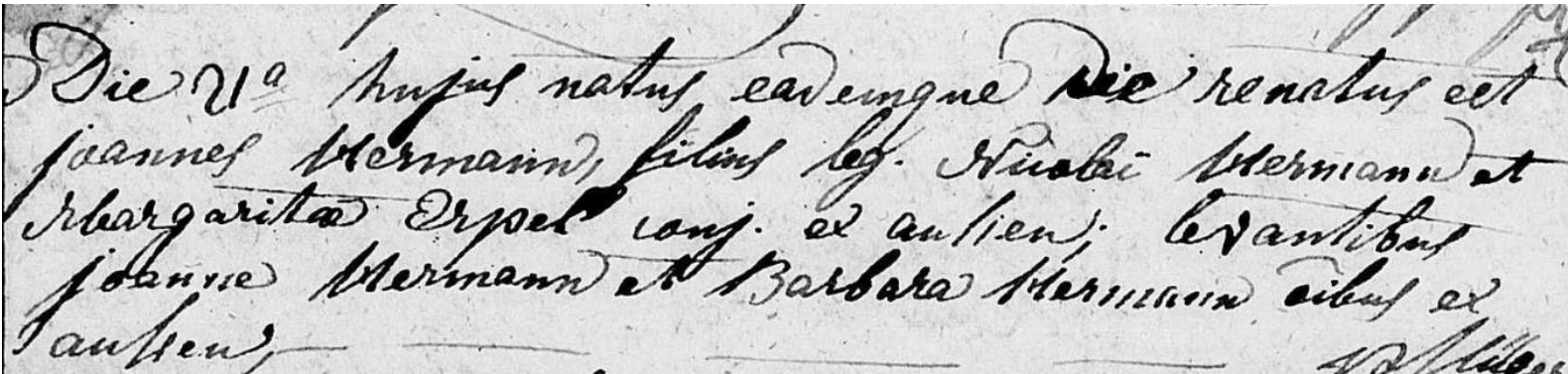
Year, month, day	Baptised child, parents, godparents
1891	In the year of our Lord 1891
May	The 22 nd 8 a.m. of May was born
31 st	The 31 st was baptised
	Nicolaus Angel legitimate son
	of Peter Angel et Anna Maria Spang,
	married in Aussen.
	Godparents were Nicolaus Pusse and Maria
	Spang from Aussen

	In faith J. Kaas pastor
--	-------------------------

Annus, mensis, dies	Infantes baptizati, parentes, levantes.
1891	Anno Domini millesimo octingentesimo nonagesimo primo
Majus	Die vigesima secunda c.h.8.m mensis Maji natus est et
31. ^a	Die trigesima prima baptizatus est
	Nicolaus Angel filius legitimus
	Petri Angel et Annae Mariae Spang,
	Conjugum in Aussen.
	Levantes errant: Nicolaus Pusse et Maria
	Spang ex Aussen
	In fidem J. Kaas pas.

Document 4

NB! Look up -que in the Latin word list!

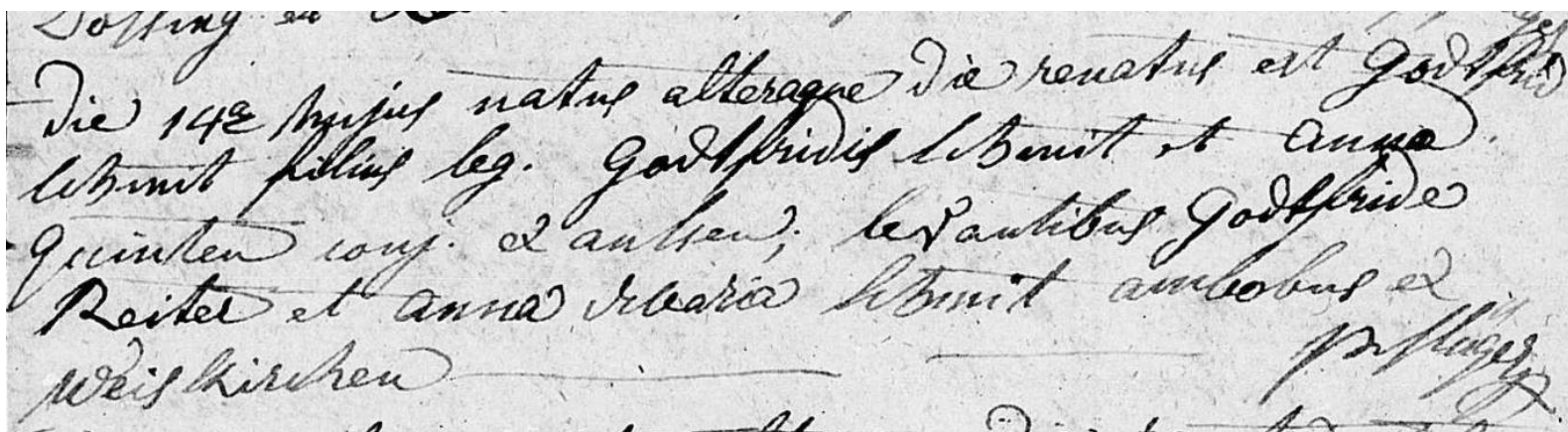


<https://www.familysearch.org/ark:/61903/3:1:3Q9M-CSTT-X968-9?i=249&cat=96811>

The 21 st of the same month was born and the same day was baptised
Johann Hermann, legitimate son of Nicolas Hermann and

Margarite Erpel married in Aussen; godparents were
Johann Hermann and Barbara Hermann both from
aussen
Die 21 ^a hujus natus eademque die renatus est
Joannes Hermann, filius leg. Nicolai Hermann et
Margaritæ Erpel conj. ex aussen; Levantibus
Joanne Hermann et Barbara Hermann ôibus ex
aussen

Document 5



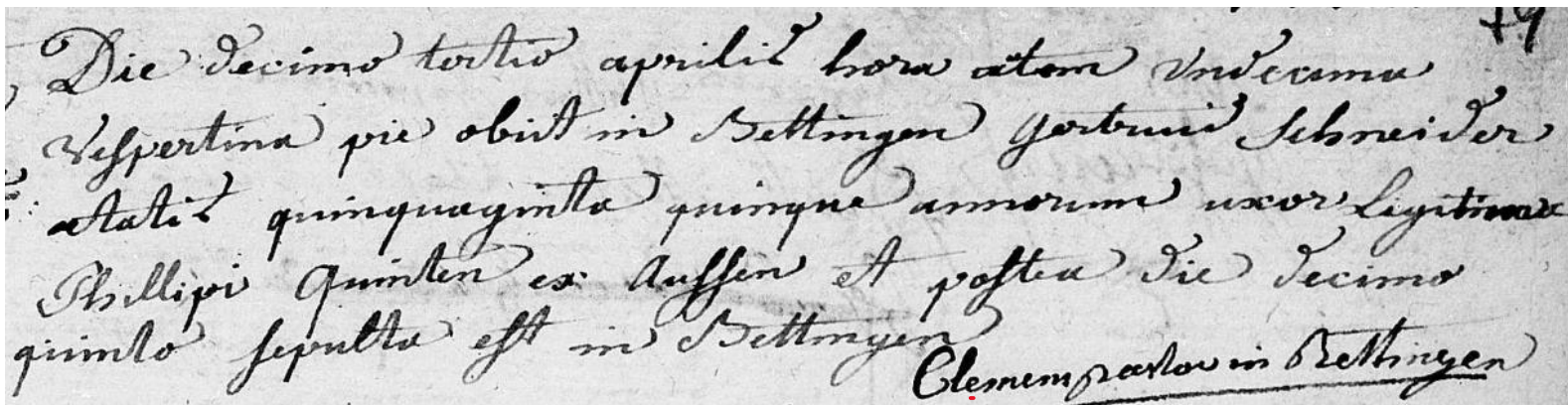
<https://www.familysearch.org/ark:/61903/3:1:3Q9M-CSTT-X968-9?i=249&cat=96811>

The 14 th of the same month was born and the next day was baptized Godtfrid
Lebmit legitimate son of Godtfrid Lebmit and Anna
Quinten married in Aussen; Godparents were Godtfride
Reiter et Anna Maria Lebmit both from
Weiskirchen Pflüger

Die 14 ^a hujus natus alteraque die renatus est Godtfrid
lebmit filius leg. Godtfridis lebmit et Annæ

quinten conj. ex aussen; levantibus Godtfride	
Reiter et Anna Maria lebmit ambobus ex	
weiskirchen	pflüger

Document 6



<https://www.familysearch.org/ark:/61903/3:1:3Q9M-CSTT-X9DW-J?i=169&cat=96811>

The 13 th of April 11
p.m. piously died in Bettingen Gertruid Schneider
age 55 legitimate wife
of Phillip Quinten from Aussen and afterward on the 15th
was buried in Bettingen
Clemens pastor in Bettingen

Die decimo tertio aprilis hora a ^u tem undecimo
Vespertine pie obiit in Bettingen Gertruid Schneider
ætatis quinquaginta quinque annorum uxor legitima
Phillipi Quinten ex Aussen et postea die decimo
quinto sepulta est in Bettingen
Clemens pastor in Bettingen

Document 7

Anno 1817 Die 21 aprilis hora autem 10^{ma} postmeridianas
 natus et die Sequenti baptizatus est joannis filius legitimus
 joannis Klenkener et Margrethae Lenhof conjugum
 ex aussen. Levantes erant joannis Nus et annemaria
 Lenhof ex Bettingen. Clemens

<https://www.familysearch.org/ark:/61903/3:1:3Q9M-CSTT-X96J-2?i=221&cat=96811>

Year 1817 21 st hora autem 10 p.m.	
was born the next day was baptized Johann legitimate son	
of Johann Klenkener et Margretha Lenhof married	
from Aussen. Godparents were Johann Nus and Annemaria	
Lenhof from Bettingen	Clemens

Anno 1817 Die 21 aprilis hora autem 10 ^{ma} postmeridianas	
natus et die Sequenti baptizatus est joannis filius legitimus	
Joannis Klenkener et Margrethae Lenhof conjugum	
ex aussen. Levantes erant joannis Nus et annemaria	
Lenhof ex Bettingen	Clemens

Document 8

Before you translate the document, look at the numbers and letters in the right-hand column.
 What do they mean; what is the date? Answer: Those are the date: 9th of September

Die nona Septembris factis de more tribus proclama: In
 tionibus nulloque impedimento detecto in facie ecclesie
 Matrimonium contraxerunt philippus Matthes viduus
 et civis in Lauschied et Maria Elisabetha Schneiderin
 soluta, Mariæ Margrethæ filia illegitima ex Lauschied. testes
 speciales erant philippus Sibila conjugatus et civis in Lau:
 schied et Jacobus Ginser solutus ex Lauschied. Matrimo=
 nio assistebat Tr: Palatinus Corneli qui supra!

<https://www.familysearch.org/ark:/61903/3:1:3Q9M-CSTY-73TD-T?i=270>

The 9 th of September after 3 proclamations were made	9 th
with no impediments in the church	September
Matrimony was made between Philipp Matthes widow	
and citizen in Lauschied and Maria Elisabetha Schneider	
single, illegitimate daughter of Maria Margretha from Lauschied. Witnesses	
were Philipp Sibila married and citizen in Lau:	
schied and Jacob Ginser unmarried from Lauschied. Matrimo=	
nial assistebat Tr: Palatinus Corneli as above!	

Die nona Septembris factis de more tribus proclama:	9 na
=tionibus nulloque impedimento detecto in facie ecclesiæ	7bris
Matrimonium contraxerunt philippus Matthes viduus	
et civis in Lauschied et Maria Elisabetha Schneiderin	
solute, Mariæ Margrethæ filia illegitima ex Lauschied. testes	
speciales erant philippus Sibila conjugatus et civis in Lau:	
schied et Jacobus Ginser solutus ex Lauschied. Matrimo=	
nio assistebat Tr: Palatinus Corneli qui supra!	

Document 9

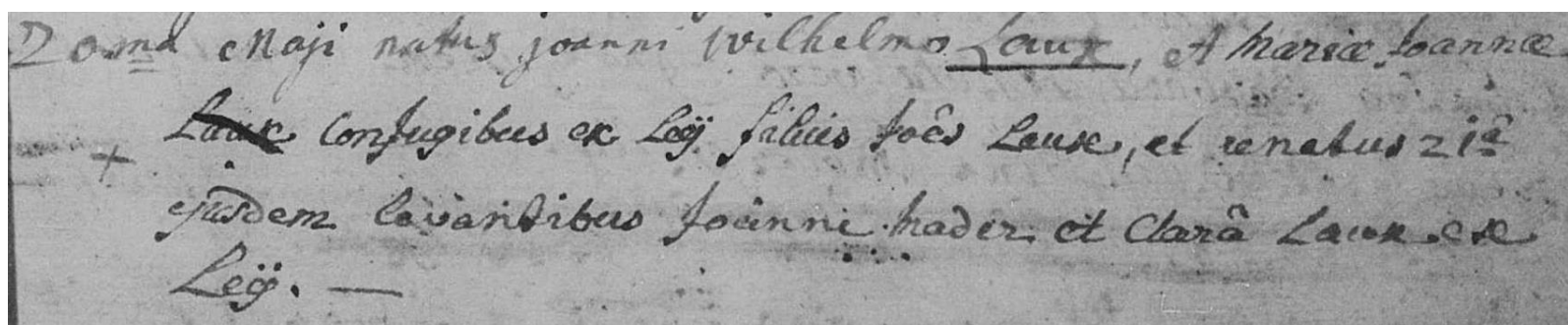
Tribus proclamationibus in ecclesia parochiali rite factis nullaque
 impedimento canonico detecto per honestas Haamen Schmitt,
 filium legitimum Adami Schmitt et defunctae Gertrudis Wilhelm,
 conjugum hujatum - et Annam Müller, leg. Jacobi Müller
 et Elisabethae Klein, conjugum similiter hujatum, Die 11^{ma} Junii
 1869 coram me et duobus testibus Jacobo Comtesse et Johann
 Ammann am habentibus in Lisdorf habitantibus matrimonium
 in facie ecclesiae solemnizatum est
 ita testatur Schuster parochus p[ro]p[ri]o
 sponsus: Johann Schmitt
 sponsa scribe[n]da imperita signum manus suae X fecit.
 testes: Jakob Comtesse Johann Ammann

<https://www.familysearch.org/ark:/61903/3:1:3Q9M-CSK3-W9YQ-4?cc=27902684300-000201%2F1>

After 3 proclamations duly made in the church and no
impediments detected for the honest Johann Schmitt
legitimate son of Adam Schmitt and deceased Gertrud Wilhelm,
married in our town __ and Anna Müller, legitimate daughter of Jacob Müller
and Elisabetha Klein, married similarly in our town, 11 th of June
1839 before me and two witnesses Jacob Comtesse and Johann
Ammann both living in Lisdorf. The marriage was solemnized
at the face of the church
The pastor testified that JSchuster pe ...
Groom: Johann Schmitt
The bride could not write and made her mark X

Witness Jakob Contess	Ammann
Tribus proclamationibus in ecclesia parochiali rite factis nulloque	
impedimento cananico delecto per honestos Joannem Schmitt	
filium legitimum Adami Schmitt et defunctae Gertrudis Wilhelm,	
conjugum hujatum ___ et Annam Müller, f. leg. Jacobi Müller	
et Elisabethae Klein, conjugum similiter hujatum, die 11 ^{ma} Junii	
1839 coram me et duobus testibus Jacobo Comtesse et Joanne	
Ammann ambobus in Lisdorf habitantibus matrimonium	
in facie ecclesiae solemnizatum est	
ita testantur JSchuster parochus pe...	
Sponsus: Johanns Schmitt	
Sponsa scribendi imperita signum suae x fecit.	
Testes Jakob Contess	

Document 10



<https://www.familysearch.org/ark:/61903/3:1:3Q9M-CSTY-73YH-9>

20 th	Of May was born to Johann Wilhelm <u>Laux</u> , and Maria Joanna
	Laux married from Leij a son Johann Laux, and was baptised 21 st
	of the same month. Godparents were Johann Mader and Clara Laux, from
	Leij

20 ^{ma}	Maji natus joanni Wilhelms Laux, et Mariæ Joannæ
	Laux conjugibus ex Leij filius Joês Laux, et renatus 21 ^a
	ejusdem levantibus Joanne Mader et Clara Laux, ex
	Leij

Document 11

Objective of this activity:

- 1- You will become familiar with various works dedicated to Latin abbreviations.

To start this activity, read or skim this page well enough that you at least know generally what is there and can refer to it later when you need help. No one can remember all these things, but familiarity and knowing how to find information is valuable:

http://sites.rootsweb.com/~chevaud/latin_abbrev.htm

Before you start with Document 11, refer to document 4 and look at the abbreviation that is the second-to-last word in the last full line. What is it? _____. Look that up in the one of the following works and tell what the expansion is. _____. For document 11, you are given a document that includes a number of abbreviations. Use these tools to expand the abbreviations that are underlined in the text:

<https://archive.org/details/CappelliDizionarioDiAbbreviature>

http://hist.msu.ru/departments/8823/projects/Cappelli/index.php?sphrase_id=121340

Choose whichever version of this book you like better. Remember to look at the beginning of several letter sections to see variant letter forms. You will need that in order to figure out some of the letters. Also know that not every abbreviation can be listed in any work. There are simply too many. But if you can find something that is close or partial, you may have found the meaning that you are looking for.

If you need help reading the text, look at the URL. But still look up the abbreviations in the book.

Henriceta filia volati dicti Journaul condam burgien morgue & Agnetie
 filie condam mermeti de cubana nuc vpor petri foresteri fabri morgue &
 Laude aucte voluntate & expresse consensu dicti petri foresteri viri sui confitetur
 & in veritate recognoscit pro se & suis heredibus quibuscumque se tenere et
 possidere ad censum perpetuum a prefatis domine priore & eius conventu
 res & possessiones infra scriptas sive et sacen in terris de Tolent. Et primo
 quartum vniuersi posse vinee loco dicto ee corp sue en marsellin mpo vinea
 marguerite vporie mermeti f du four sorore dicit gsten a pte borge vinea
 Johanne Richard a parte venti vinea dicit confitente a pte vineae autboy
 buaguardi & guillelmi Rement a lacu Item loco dicto en pierobaz dimidia
 posam vinee iuxta vinea sique nodi borrel de laz pra a pte borge vineam
 marguerite sorore dicit confitente a parte venti vineam modum gardiam
 burgien morgue a iur et viam publica a pte lacus sup qua petra vinee
 perapuit dimidiam decima Item tenet medietatem pro indiviso cum
 marguareta sorore sua predicta vniuersi morcelli vinee su ead dutorio

http://sites.rootsweb.com/~chevaud/latin_Fg6_8v.htm

Please note that in some cases, it was difficult or impossible to find a particular symbol to insert that looked exactly what you see in the document.

Line	Abbr/contr	Expansion as in transcription	What did you find in the book?	What is the expansion in the book?
2	nuc	nunc	nuc	(nuncium)
3	aucte	auctoritate	aucte	auctoritate
3	et	et		
8	pte	parte	pte	parte
11	p ^a te	parte		

13	pte	parte	pte	parte
13	sup	super	sup	super
14	sit'	situm		

© 2020 by Intellectual Reserve, Inc. All rights reserved. No part of this document may be reprinted or reproduced in any form for any purpose without prior written permission.